

Pre-Production Planning Document (MONTAGE)

GENERAL INFO

1. **Your Name:** Nix Pendergast
2. **PROJECT:** Visual Montage

CREATIVE BRIEF

1. What must it be?
Video montage of the Columbia River Renaissance Trail.
2. Who is it for?
Visitors and locals of Vancouver, Washington
3. How long must it be?
1-5 minutes.
4. What is your objective with the piece?
To showcase the beauty of the trail using the guidelines of visual composition and tell the history connected to the trail.
5. When is it due?
Sunday, November 9th by midnight.
6. What is the overall idea?
A video montage showcasing the sights and beauty of the Columbia River Renaissance Trail.
7. What is the storyline summary?
POV video of going down the trail path.
8. Elevator pitch:
A short montage showcasing the beauty of the Columbia River Renaissance Trail and educating viewers about its historical features.
9. Tagline:
The Columbia River Renaissance Trail - Come to the Couve Side
10. Look and feel description (including "pacing"):
Supposed to feel like a leisurely walk down the waterfront.

QUESTIONS / NOTES

SUBJECT:

1. Why did you choose this location?
2. Location ideas:

I have chosen the Columbia River Waterfront because it is a beautiful area and is a short walk from where I live.

NARRATION/HOST:

3. Who will lead us through the piece?
4. Narration ideas:

I will narrate it myself along with the text on screen.

MUSIC:

1. What is overall "mood" and "feel" of the piece?
2. Music track ideas:

The mood and feeling of the montage is peaceful and leisurely. So, I want peaceful music, something that fits the river's scenery.

AMBIENT AUDIO:

1. What is the "location" of the piece? If we close our eyes, where should we imagine that we are?
2. Ambient audio ideas:

An outdoor ambience will be most fitting, since the montage will be entirely outdoors.

SOUND EFFECTS:

1. What sound effects (SFX) would help tell this story? Why?
2. SFX ideas:

Birds and nature sounds would be fitting since you do see a good amount of wildlife walking along the river. I've even seen otters in the river before myself, though I'm not sure what sound an otter would make. Though I really should know, I quite like otters. I could also include machinery noises around the Wendy the Welder statue, since it commemorates the women who worked in shipyards and factories during WWII.

PERMISSIONS:

1. Am I allowed to film here? Do I need permission and/or a permit?
2. Will any people be in my shots? Do I need permission and/or release forms?

I will be allowed to film, though, depending on the time of day and how busy it is, I may need to avoid tourists and locals, either, or ask their permission to film them.

GENERAL:

1. What gear do I need to pack and bring with me for the shoot? Film gear, sunscreen, water, etc.
2. How will I transport everything and keep it safe?
3. Are there any potential hazards or complications at this location?

I will want to bring my tripod, good shoes, and a raincoat. I plan to go and film when it is sunny and not raining, but it is also the Northwest, so the weather is commonly drizzly. The only potential hazard is the rain.

SCRIPT

Name: Nix Pendergast

Title: The Columbia River Waterfront-the Couve Side

VIDEO	AUDIO
Fade in picture from place	Sample: (Fade in ambient audio - outside ambience) (birds chirping SFX)
First shot POV of going down the path to the trail.	VOICE OVER: In the city of Vancouver, Washington, a short walk between two restaurants leads you to a little pocket of beauty. Welcome to the Columbia River Renaissance Trail.
Slow panning vertical shot of the river.	A five-mile-long riverfront trail that connects two parks: Esther Short Park and Wintler Park.
Pov walking down trail	The trail's paved path makes it perfect for walking, jogging, biking, rollerblading, or even scootering.
Pov walking up to Ester Short Park and then slow panning shot of Wintler Park	(skating SFX)
POV shot of walking further down the trail towards Wendy. Shot of someone skating, if possible	Watch the beautiful water of the river as it ripples by. Or the many passing boats on the water.
Normal pace panning vertical shot of the river, hopefully with boats.	Not only does this trail offer beautiful views of the Columbia River, but you may also encounter the local wildlife.
Normal pace panning vertical shot of the local birds being birds.	(more nature SFX)
Establishing shot of the beach (if it's there)	If the tide allows it, you may even be able to go down to Surprise Beach, so named for the fact that it's always a surprise if it's there.

Slow panning vertical shot of Wendy Rose Statue.

POV of walking down the trail

Panning vertical shot of Ilchee Statue.

POV of walking further down the trail

Establishing shot of the restaurants nearby, McMenamins on the Columbia and Oswego Grill

Slow panning vertical shot of the river, showing the bridge to Portland.

Final slow panning vertical shot of the river.

The trail also gives pieces of Vancouver's history. At one end of the trail is a statue called Wendy Rose

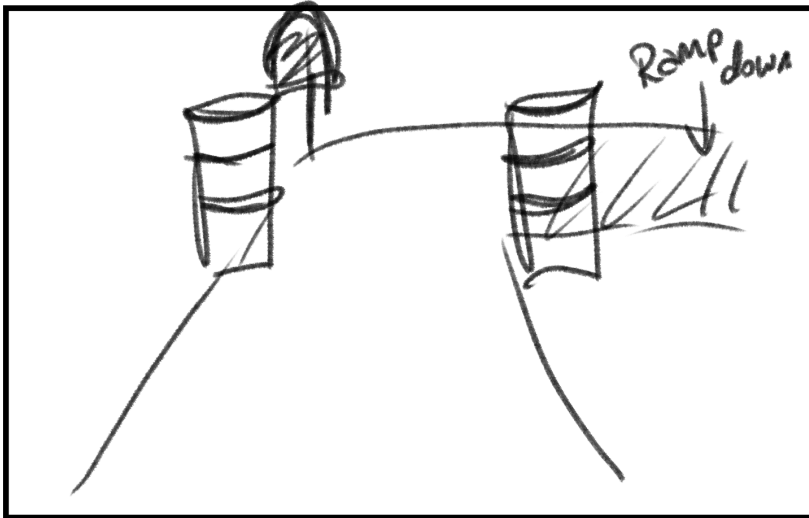
(machinery SFX before fading to next scene)

A little way down the trail is Ilchee or "Moon Woman", a statue of the daughter of the Chinook Chief Comcomly.


If you're feeling puckish, there are nice restaurants nearby, too.

So come on down to the Vancouver Waterfront and walk the Columbia River Renaissance Trail.


STORYBOARDS



POV of walk
down to trail



panning shot of
river



POV walk up to
Estershort park



establishing shot
of Wintler Park

* Get any possible
footage of animals



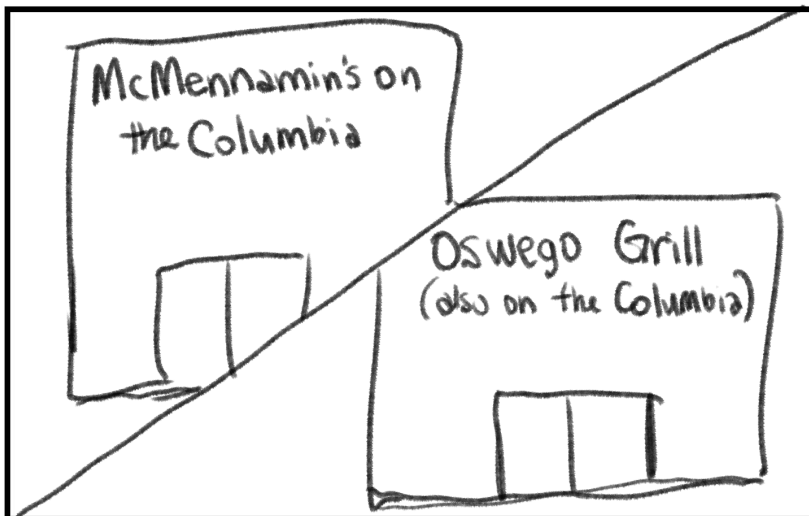
Panning shot of
Wendy the Welder



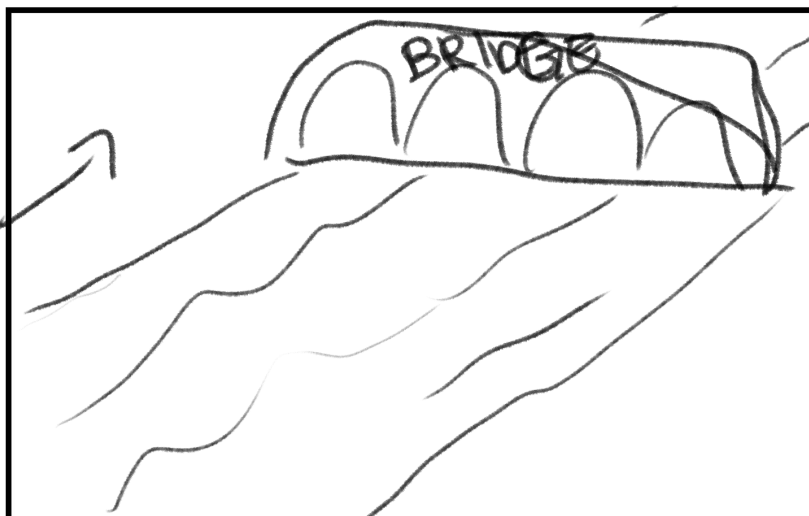
Panning shot of
Ilchee



panning shot
of surprise
beach



Establishing shots of
both nearby
restaurants.



Panning shot of
river, showing off
Portland Bridge
as well.